

CUBE Series
GUITAR & BASS AMPLIFIER

Roland®



CUBE-60
CUBE-30
CUBE-15
MICRO CUBE
CUBE-100 BASS
CUBE-30 BASS



Power & Tone to Go —

Meet the Family CUBE The world-famous CUBE amps are revered and respected for their versatile performance, innovative features, portability, reliability, and road-tough construction.



Compact, strong, and portable



Ultra user-friendly



Stunning COSM® amp models



Recording/Phones output and aux input

CUBE-30

Guitar Amplifier **COSM**

Quality Amp for Practice and Performance

Not too big, not too small.

- High-quality guitar amp with 10" speaker, 30-watt output
- 8 COSM amp models, plus powerful onboard effects: chorus/flanger/phaser and more
- 2 channels (Clean/Lead) with footswitch control and 3-band EQ



■ COSM AMP TYPE

JC CLEAN	ACOUSTIC	BLACK PANEL
BRIT COMBO	TWEED	CLASSIC STACK
METAL STACK	R-FIER STACK	

■ DSP EFFECTS

CHORUS	FLANGER
PHASER	TREMOLO
DELAY	REVERB

CUBE-15

Guitar Amplifier

Affordable, Portable, and Friendly

The feature-packed practice amp.

- Practice amp with 8" speaker, 15-watt output
- 2-channel Clean/Lead operation
- Overdrive, Distortion, Metal Stack, 3-band EQ



■ DISTORTION TYPE

OVERDRIVE	DISTORTION
METAL	METAL STACK



CUBE-60

Guitar Amplifier COSM

Top-of-the-Line CUBE for Guitarists



Wickedly powerful for its size, the CUBE-60 is the most potent and versatile CUBE you've ever heard, thanks to the newly developed 12" speaker, specially tuned amplifier, potent amp models, pro digital effects, and versatile outputs.

- Powerful 60-watt output, compact 12" speaker design
- 9 COSM® guitar amp models
- Dyna Amp offers expressive tone transitions based on picking dynamics
- 6 classic built-in effects, EQ, and newly equipped Bright switch and Presence knob
- Recording/Phones output, Line out, Tuner out, and Ext Speaker out
- Channel switching and effect control via optional footswitch



COSM AMP TYPE		DSP EFFECTS	
JC CLEAN	ACOUSTIC	CHORUS	FLANGER
BRIT COMBO	TWEEED	PHASER	TREMOLO
METAL STACK	R-FIER STACK	DELAY	REVERB
BLACK PANEL	CLASSIC STACK		
DYNA AMP			

Ultra-Expressive Dyna Amp

The CUBE-60's velocity-sensitive Dyna Amp model enables smooth and expressive tone transitions based on picking dynamics — pick softly for a transparent, clean sound, for example, then unleash a hi-gain, overdriven tone by picking more aggressively.



MICRO CUBE

Guitar Amplifier COSM

Small Audio Dynamite!



Meet the stick of audio dynamite known as the Micro Cube. Weighing in at just a few pounds, the Micro Cube amp offers six DSP effects, COSM amp modeling, and a new Digital Tuning Fork. The Micro Cube can run on AC or battery power, giving guitarists everything they need for killer tone on the go.

- Ultra-compact portable DSP guitar amp with 5" speaker
- Runs on battery or AC power (adapter supplied); includes carry strap
- Seven COSM amp models, including JC-120 and a special mic preamp model
- Six DSP effects: chorus, flanger, phaser, tremolo, delay, and reverb
- New Digital Tuning Fork with support for flat tunings up to two semitones
- Recording/Phones output and stereo Aux input for CD players, etc.



COSM AMP TYPE			
ACOUSTIC	JC CLEAN	BLACK PANEL	BRIT COMBO
CLASSIC STACK	R-FIER STACK	MIC PREAMP	

DSP EFFECTS			
CHORUS	FLANGER	PHASER	
TREMOLO	DELAY	REVERB	

Rock for 20 Hours on Batteries

The Micro Cube runs on battery or AC power. Using six "AA" alkaline batteries, you can play for up to 20 hours — thanks to the high-efficiency amplifier. A carrying strap is also included, allowing you jam anywhere you want.



Mic Pre and Amp Models

Looking for the sound of Roland's JC-120 Jazz Chorus™ or your favorite British combo amp? You'll find those and more in the Micro Cube. A special mic preamp is also built in so you can use it for vocals.



New Digital Tuning Fork and Versatile I/O

Tuning up is a snap using the new velocity-sensitive Digital Tuning Fork. Just press the Tuning Fork button and you get an instant reference tone. The Micro Cube also comes with a choice of 1/4" and 1/8" stereo Aux ins, plus a Recording/Phones output. It's ideal for practice and recording.



CUBE-100 BASS

Bass Amplifier COSM FFP Model CB-100

Blow Down the Doors



Looking for a professional bass amp that will rock the foundation? The new CUBE-100 Bass is packed with a 12" 2-way high-performance speaker, a 100W amplifier, eight COSM amp models, a 4-band EQ, Shape switch, and five digital effects.

- 100W bass amplifier with 12" 2-way coaxial speaker
- 8 COSM amp models and 5 digital effects: chorus/flanger/T-wah, delay/reverb
- FFP™ technology maximizes components for a powerful sound
- 4-band EQ, compressor, and Shape switch for detailed sound adjustments
- DI out, Line out, Recording/Phones out, and External Speaker out for connection to external speaker cabinet
- Pad switch allows a range of input levels from any type of bass guitar



COSM AMP TYPE	
SUPER FLAT	FLIP TOP
B MAN	T.E
BASS360	SESSION
CONCERT810	OCTAVE BASS

DSP EFFECTS		
CHORUS	FLANGER	T-WAH
DELAY	REVERB	



COSM Amp Models, Featuring "Super Flat"

The CUBE-100 Bass has eight wicked COSM amp models built in, including Octave Bass and the new Super Flat, which produces a clear and true response across a wide tonal range. It's ideal for piezo-equipped acoustic bass.

Stocked with I/O

Connect directly to PA mixers through the CUBE-100 Bass's DI out and Line out jacks. You can also interface with larger external speaker cabinets through the built-in External Speaker out jack. It also has Tuner out and Recording/Phones outputs.

CUBE-30 BASS

Bass Amplifier COSM FFP Model CB-30

Bass Beef Without the Back-Break

This bass amp is easy to tote, but can punch its way through a mix.

- Compact 30W bass amplifier with 10" 2-way coaxial speaker
- 7 COSM amp models, including Octave-Bass
- FFP technology maximizes components for a powerful sound
- 5 high-quality DSP effects, including T-Wah, plus 3-band EQ and compression



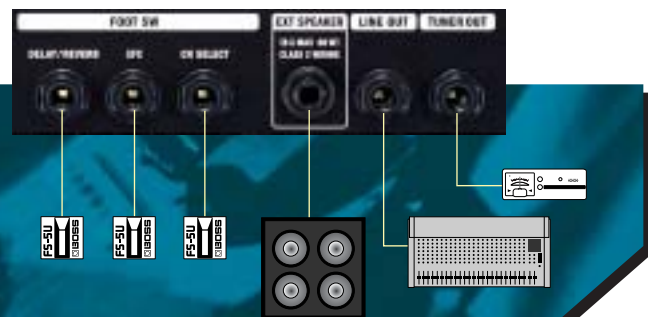
COSM AMP TYPE	
OCTAVE BASS	FLIP TOP
B MAN	T.E
BASS360	SESSION
CONCERT810	

DSP EFFECTS		
CHORUS	FLANGER	T-WAH
DELAY	REVERB	



Loaded with I/O

Included in the CUBE-60's I/O lineup are Recording/Phones Out, Line out, and External Speaker out. Additionally, the Tuner out jack makes it easy to connect an outboard tuner, such as BOSS's popular TU-Series.



CUBE MONITOR

CM-30


The Do-Everything Portable Mixing Monitor

Versatile and road-tough — the CM-30 is ready for studio and stage.

- Clean, clear self-powered sound with magnetically shielded design
- High-quality 6.5" coaxial 2-way speaker with titanium cone
- 30 watts of audio punch through built-in power amplification
- Built to withstand the road with protective corner covers and metal grill
- Easy-access mix controls for the three input channels, plus 2-band EQ



Plug In and Play Synths, sound modules, rhythm machines, CD players, microphones — connect them all! The CM-30 offers XLR, 1/4", RCA, and mini-jack inputs, plus headphone out with volume control. Connect two CM-30s via Stereo Link for true stereo operation.



The Monitor that Goes Anywhere

Like all members of the CUBE family, the CM-30 is a breeze to transport. From gig to gig, session to session, this monitor travels light and performs big. It's built to withstand the rigors of the road, thanks to its metal grill cover and protective corner covers. The unique handle grip makes transport easier and more convenient than ever.

■ SPECIFICATIONS


	CUBE-60	CUBE-30	CUBE-15	MICRO CUBE	CUBE-100 BASS	CUBE-30 BASS	CUBE MONITOR
Rated Power Output	60 W	30 W	15 W	2 W	100 W	30 W	30 W
Speaker	30 cm (12")	25 cm (10")	20 cm (8")	12 cm (5")	30 cm (12") + Tweeter (Coaxial, 2-way)	25 cm (10") + Tweeter (Coaxial, 2-way)	16 cm (6.5") + Tweeter (Coaxial, 2-way)
Connectors	Input (1/4" phone type), Recording Out/Phones (Stereo 1/4" phone type), Foot Switches (Ch Select, EFX, Delay/Reverb) (1/4" phone type), EXT Speaker (1/4" phone type), Line Out (1/4" phone type), Tuner Out (1/4" phone type)	Input (1/4" phone type), Aux In (Stereo 1/4" phone type), Recording Out/Phones (Stereo 1/4" phone type), Foot Switches (TIP: Select, Ring: EFX) (1/4" phone type)	Input (1/4" phone type), Aux In (Stereo 1/4" phone type), Recording Out/Phones (Stereo 1/4" phone type)	Input (1/4" phone type), Recording Out/Phones (Stereo 1/4" phone type), Aux In (Stereo 1/4" phone type), Stereo miniature phone type)	Input (1/4" phone type), Recording Out/Phones (Stereo 1/4" phone type), Foot Switches (EFX, Delay/Reverb) (1/4" phone type), Ext Speaker (1/4" phone type), Line Out (1/4" phone type), Tuner Out (1/4" phone type), Balanced Out (XLR type)	Input (1/4" phone type), Aux In (Stereo 1/4" phone type), Recording Out/Phones (Stereo 1/4" phone type), Foot Switches (EFX, Delay/Reverb) (Stereo 1/4" phone type)	Channel 1 Input (XLR type, 1/4" phone type), Channel 2, 3 Input L (mono) (1/4" phone type), Channel 2, 3 Input R (1/4" phone type), Aux In 1 (RCA phone type), Aux In 2 (Stereo miniature phone type), Stereo Link Out L, R (1/4" phone type), Stereo Link In (1/4" phone type), Stereo Phones (1/4" phone type)
Power Supply	AC 117/230/240 V (50/60 Hz), AC 220 V (60 Hz)	AC 117/230/240 V	AC 117/230/240 V	DC 9V: AC Adaptor or Dry Battery (LR6 (AA) type) x 6	AC 117/230/240 V (50/60 Hz), AC 220 V (60 Hz)	AC 117/230/240 V	AC 117/230/240 V
Dimensions	410 (W) x 275 (D) x 440 (H) mm, 16-3/16" (W) x 10-7/8" (D) x 17-3/8" (H)	385 (W) x 240 (D) x 380 (H) mm, 15-3/16" (W) x 9-1/2" (D) x 15" (H)	335 (W) x 240 (D) x 330 (H) mm, 13-3/16" (W) x 9-1/2" (D) x 13" (H)	224 (W) x 166 (D) x 226 (H) mm, 9-5/8" (W) x 6-9/16" (D) x 8-15/16" (H)	407 (W) x 310 (D) x 469 (H) mm, 16-1/16" (W) x 12-1/4" (D) x 18-1/2" (H)	385 (W) x 300 (D) x 380 (H) mm, 15-3/16" (W) x 11-13/16" (D) x 15" (H)	214 (W) x 238 (D) x 275 (H) mm, 8-7/16" (W) x 9-3/8" (D) x 10-7/8" (H)
Weight	14.5 kg / 32 lbs.	9.2 kg / 20 lbs. 5 oz.	6.9 kg / 15 lbs. 4 oz.	3.3 kg / 7 lbs. 5 oz. (excl. AC Adaptor and Battery)	17 kg / 37 lbs. 8 oz.	12 kg / 26 lbs. 8 oz.	5.6 kg / 12 lbs. 6 oz.

■ OPTIONS

FS-6
DUAL Footswitch



FS-5U
Footswitch (Unlatch)



RH-200
Stereo Headphones
RH-50
Stereo Headphones
RH-25
Stereo Headphones



DR-20
Dynamic Microphone
DR-10
Dynamic Microphone



PCS-31
Connection Cable
1/4" TRS phone (stereo) x 1
↓
1/4" phone (mono) x 2
(2.2 m/86-5/8")

COSM
Composite Object Sound Modeling

Once a musical instrument generates sound vibrations, it reaches the human ear through various mediating objects, each of which significantly affects the sound. The material and configuration of the instrument, the electric/magnetic amplifying system, the air and the reverberation of the room all affect the final sound. Sound modeling, the latest DSP technology, "virtually" reconstructs these objects. Roland's breakthrough Composite Object Sound Modeling (COSM™) uses the advantages of multiple modeling methods and succeeds in accurately emulating existing sounds, as well as producing sounds that have never before been created.

FFP
Feed Forward Processing

FFP™ technology allows D-Bass™ Amps and Cube-30 Bass to precisely predict and adjust the response characteristics of amplifier and speaker output before the bass signal reaches them. This ability to "sense" incoming signals and adjust for them in advance greatly improves the amp's efficiency, allowing them to produce a clear, responsive, and very powerful-sounding output far beyond its conservative power rating.

Roland
WE DESIGN THE FUTURE

Visit us online at www.Roland.com

All specifications and appearances are subject to change without notice. All trademarks are the property of their respective companies.

Printed in Japan AUG. 2004 RAM-3861 GR-GEN-SE-CCE-2